

Notice for Course Registration

Date: October 30, 2024

All **1st and 3rd Semester students** of the **2023 (Semester III) and 2024 (Semester I)** batches are hereby informed that, as per the Gauhati University notification, course (papers) registration is now open. Students must complete their registration through the official portal at <https://gauhati.samarth.ac.in> (for 3rd semester) and <https://gauhati.samarth.edu.in> (for 1st semester) by **4th November 2024**.

Instructions:

1. Visit the portal and log in using your credentials.
2. Complete the registration by selecting the appropriate courses as per your semester.
3. Ensure all information is correctly entered before submitting.

Important: Examination form fill-up will be open only for those students whose course registration is completed at <https://gauhati.samarth.ac.in> (for 3rd semester) and <https://gauhati.samarth.edu.in> (for 1st semester), subject to fulfilment of the minimum attendance policy of the University.

Failure to register by the deadline may result in delays or issues with your semester schedule. Please complete your registration promptly.

For further assistance, please contact the college office. Read the Gauhati University notifications attached below.

Note: Gauhati University notifications attached.

Principal
Guwahati College

Professor Kandarpa Kumar Sarma
Controller of Examinations
Gauhati University
Guwahati-781014
Assam: India



Ref No *GU/EM/9007/*

Date..... *29/10/24*

NOTIFICATION (revised)

This is to inform you that Gauhati University will process FYUGP and FYIMP 3rd semester end-to-end examination using the <https://gauhati.samarth.ac.in/> for the batch admitted in admission session 2023-24.

In this regard, students of FYIMP in Gauhati University and students enrolled in all affiliated Colleges with Gauhati University need to compulsorily register their papers (Courses) in the <https://gauhati.samarth.edu.in/> portal. Students admitted in academic session 2023-24 in 1st semester and currently in 3rd semester in the session 2024-25 are to use the GU registration number, as used for login to <https://gauhati.samarth.edu.in/> to access FYUGP/FYIMP 1st semester results, for login and **need not register afresh** (as they are already registered students).

Examination form fill-up will be open only for those students whose course registration is completed at <https://gauhati.samarth.edu.in/>, subject to fulfillment of the minimum attendance policy of the University.

Last date: **The Last date of Paper (Course) Registration is 4th November, 2024.**

Note:

1. Colleges are to validate the course registration inputs given by the students. Only upon validation by concerned Colleges, the Course registration process will be completed in the system. **It applies to Course registration notification for the first semester, issued by the undersigned on 25th Oct, 2024.**
2. Notification for Examination form fill-up will be released subsequently with a detailed guide/manual.
3. The Course Registration manual for 3rd semester is enclosed herewith.

Dated: 29th Oct, 2024

K. K. Sarma 29-10-2024
Controller of Examinations
Gauhati University

Controller of Examinations
Gauhati University

Copy for information to:

1. The Hon'ble Vice Chancellor, GU
2. The Registrar, GU
3. The Director CDC, GU
4. The Academic Registrar, GU for information and necessary action.
5. The Dy. Controllers of Examinations, GU
6. The Principal, all affiliated Colleges with GU.
7. The System Officer, with a request to upload the notification in the university website.
8. Office File.



Ref No Gau/CON/Notice/8992

Date 28/10/24

NOTIFICATION

This is to inform you that Gauhati University will process FYUGP and FYIMP 3rd semester end-to-end examination using the <https://gauhati.samarth.ac.in/> for the batch admitted in admission session 2023-24.

In this regard, students of FYIMP in Gauhati University and students enrolled in all affiliated Colleges with Gauhati University need to compulsorily register their papers (Courses) in the <https://gauhati.samarth.ac.in/> portal. Students admitted in academic session 2023-24 in 1st semester and currently in 3rd semester in the session 2024-25 are to use the GU registration number, as used for login to <https://gauhati.samarth.ac.in/> to access FYUGP/FYIMP 1st semester results, for login and **need not register afresh** (as they are already registered students).


Examination form fill-up will be open only for those students whose course registration is completed at <https://gauhati.samarth.ac.in/>, subject to fulfillment of the minimum attendance policy of the University.

Last date: The Last date of Paper (Course) Registration is 4th November, 2024.

Note:

1. Colleges are to validate the course registration inputs given by the students. Only upon validation by concerned Colleges, the Course registration process will be completed in the system. **It applies to Course registration notification for the first semester, issued by the undersigned on 25th Oct, 2024.**
2. Notification for Examination form fill-up will be released subsequently with a detailed guide/manual.
3. The Course Registration manual for 3rd semester is enclosed herewith.

Dated: 28th Oct, 2024


Controller of Examinations
Gauhati University
Controller of Examinations
Gauhati University

Copy for information to: Gau/CON/Notice/8993-9001 DF 28/10/24

1. The Hon'ble Vice Chancellor, GU
2. The Registrar, GU
3. The Director CDC, GU
4. The Academic Registrar, GU for information and necessary action.
5. The Dy. Controllers of Examinations, GU
6. The Principal, all affiliated Colleges with GU.
7. The System Officer, with a request to upload the notification in the university website.
8. Office File.

Professor Kandarpa Kumar Sarma
Controller of Examinations
Gauhati University
Guwahati-781014
Assam: India



Ref No GU/Con/2024/notice/8971

Date 28/10/2024

NOTIFICATION

FYUGP

This is to inform you that Gauhati University will process First Semester end-to-end 2024 batch, examinations using the <https://gauhati.samarth.edu.in>

In this regard, students Enrolled in all affiliated Colleges with Gauhati University need to compulsorily register their papers (courses) in the <https://gauhati.samarth.edu.in> portal.

Examination Form Fill up will be open only for those students whose course registration is completed in <https://gauhati.samarth.edu.in>, subject to fulfillment of minimum attendance policy of the university.

Last Date:- Last Date of Paper(Course) Registration is 4th November 2024.

Note:- Notification for Exam Form Fill will be released subsequently with detailed Guide.

Date:- 25.10.24

K. K. Sarma
25-10-2024
Controller of Examinations
Gauhati University
Controller of Examinations
Gauhati University

Copy for information to:

1. The Hon'ble Vice Chancellor, GU
2. The Registrar, GU
3. The Director CDC, GU
4. The Academic Registrar, GU for information and necessary action.
5. The Dy. Controllers of Examinations, GU
6. The Principal, all affiliated Colleges with GU.
7. The System Officer, with a request to upload the notification in the university website.
8. Office File.

GU Student Portal

User Manual for the Course Selection for

Semester III Students

[Introduction](#)

[Course Selection process](#)

Introduction

This document is the reference for students, for online submission of Examination form of Gauhati University through Samarth student portal (<https://gauhati.samarth.edu.in>)

Login

Step 1: Open the <https://gauhati.samarth.edu.in> link, the homepage will appear as below:

In the student portal homepage, students will be able to see two (2) options as follows:

1. Login
 - a. Already registered students can directly login using their login credentials of the portal.
2. Reset Password
 - a. If a student forgets his/her password they can reset it using the “Reset password” option.

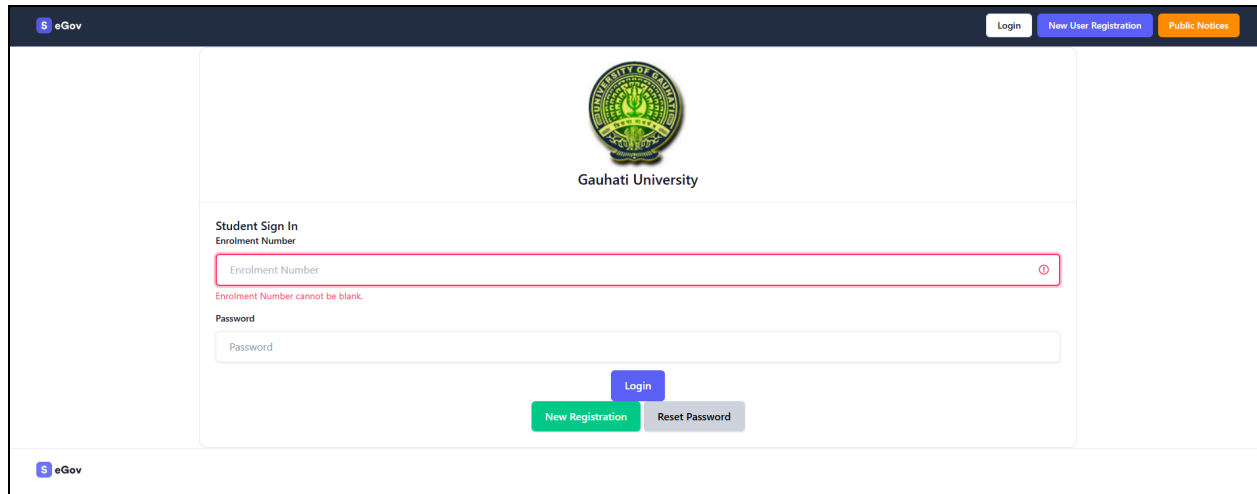
Note:

It is to be noted that students need not register afresh for 3rd semester Course registration. They are to use the same login credentials (registration/enrollment number) used to login and download their 1st semester results.

Course Selection Process

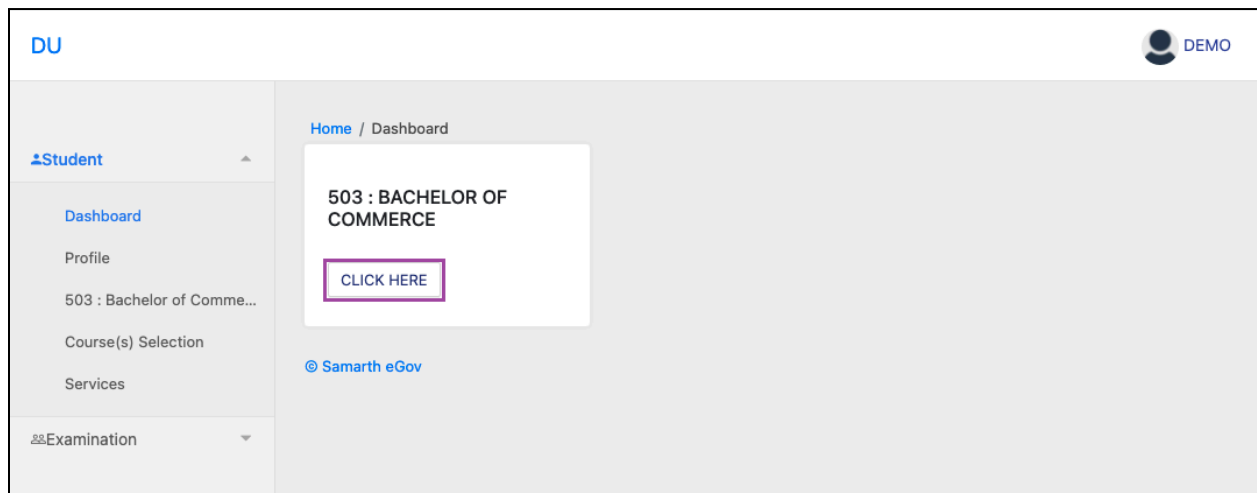
For the selection of the courses, students need to follow the below-mentioned steps:

Step 1: Login to Student Portal with valid credentials used for 1st sem result access.



The image shows the Gauhati University Student Sign In page. At the top, there is a dark blue header with the 'eGov' logo on the left and 'Login', 'New User Registration', and 'Public Notices' buttons on the right. Below the header, the Gauhati University logo is centered, followed by the text 'Gauhati University'. The main content area is titled 'Student Sign In' and contains a form with two input fields: 'Enrolment Number' and 'Password'. The 'Enrolment Number' field has a red border and a red error message below it: 'Enrolment Number cannot be blank.' Below the input fields are three buttons: 'Login' (blue), 'New Registration' (green), and 'Reset Password' (grey). The footer of the page also displays the 'eGov' logo.

Step 2: After successful login, the student will be redirected to the dashboard. Then the students need to click on [CLICK HERE](#) button to view/select the courses related to their respective programme.



The image shows a student dashboard. At the top left, there is a 'DU' logo. At the top right, there is a user profile icon and the text 'DEMO'. Below the header, there is a sidebar on the left with a 'Student' section containing links for 'Dashboard', 'Profile', '503 : Bachelor of Comme...', 'Course(s) Selection', and 'Services'. Below the sidebar, there is a main content area with the text 'Home / Dashboard'. In the center of the main content area, there is a white box with the text '503 : BACHELOR OF COMMERCE' and a 'CLICK HERE' button. At the bottom of the main content area, there is a '© Samarth eGov' logo.

Step 3: After that, a new window will appear. Here, students can view their courses and also select their courses.

To select the courses, students need to click on [Click here to select your courses](#) button.

DU

Student

Programme

Course Selection

History Course Selection

Home / Programme

503 : Bachelor of Commerce


Name	DEMO	Enrolment Number	DEMO	Organizational unit (College)	008: Bharati College
Level	BACHELOR	Program Type	DEGREE	Delivery Mode	Face to face
Examination Roll Number	DEMO				

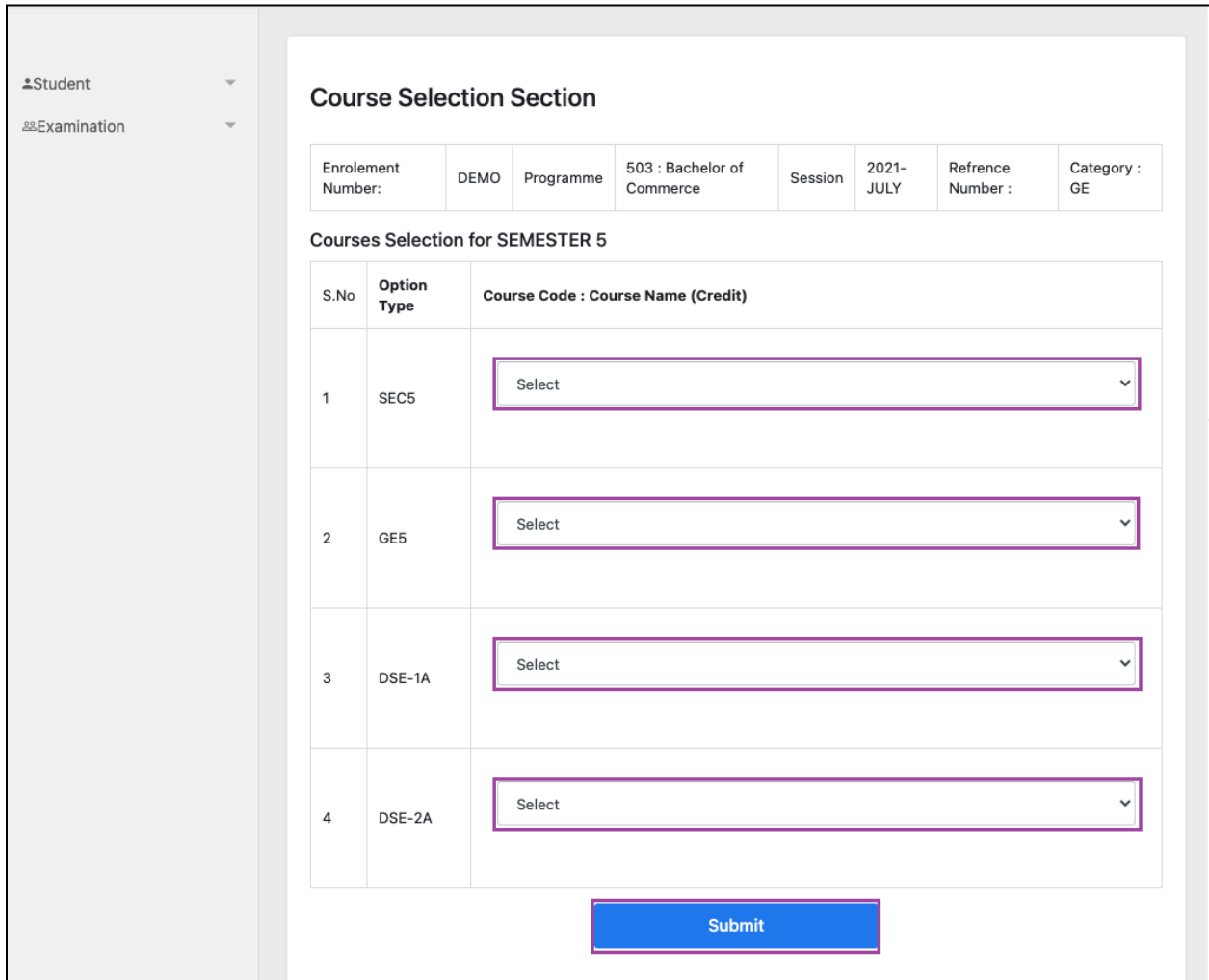
You can apply for course selection in SEMESTER 5 of 503 : Bachelor of Commerce

[Click here to select your courses](#)

My Courses


#	Code	Title	Term	Selection Session
1	52051122	HINDI-B	1 SEMESTER	
2	52411101C	FINANCIAL ACCOUNTING (PART-A & C)	1 SEMESTER	
3	52411102	BUSINESS ORGANISATION AND MANAGEMENT	1 SEMESTER	
4	72182801	ENVIRONMENTAL SCIENCE	1 SEMESTER	
5	52031204	ENGLISH LANGUAGE THROUGH LITERATURE	2 SEMESTER	
6	52411201	BUSINESS LAWS	2 SEMESTER	
7	52411202	BUSINESS MATHEMATICS AND STATISTICS	2 SEMESTER	

Step 4: After clicking on the button, students need to select the courses from the dropdown lists. Then, click on the  button.



The screenshot shows a web interface for course selection. On the left is a sidebar with 'Student' and 'Examination' links. The main area is titled 'Course Selection Section'. It contains a header table with student details: Enrolment Number, DEMO, Programme (503 : Bachelor of Commerce), Session, 2021-JULY, Reference Number, and Category (GE). Below this is a section for 'Courses Selection for SEMESTER 5' with a table. The table has columns for S.No, Option Type, and Course Code : Course Name (Credit). There are four rows, each with a dropdown menu for course selection. At the bottom right is a blue 'Submit' button.

S.No	Option Type	Course Code : Course Name (Credit)
1	SEC5	<input type="text" value="Select"/>
2	GE5	<input type="text" value="Select"/>
3	DSE-1A	<input type="text" value="Select"/>
4	DSE-2A	<input type="text" value="Select"/>




Step 5: After clicking on the “**Submit**” button, students will be able to preview the list of selected courses.

In that, Students can update their courses selection by clicking on




Step 6: Then, click on  button to finally submit the selected course .

DU DEMO

Re-Registration
Programme
Course Selection



Home / Course Selection

Course selection for 503 : Bachelor of Commerce

Enrolment Number:	DEMO	Programme	503 : Bachelor of Commerce	Session	2021-JULY	Reference Number : 200	Category : GE
-------------------	------	-----------	----------------------------	---------	-----------	------------------------	---------------

Your Course Selections

S.No	Course Code	Name of Course	Category	Credits	Term
1	12033903	SOFT SKILLS	ELECTIVE	4.00	5 SEMESTER
2	62035919	MEDIA AND COMMUNICATION SKILLS	ELECTIVE	6.00	5 SEMESTER
3	52417504	FINANCIAL REPORTING & ANALYSIS	COMPULSORY	6.00	5 SEMESTER
4	52417502	PRINCIPLES OF MARKETING (B. COM)	COMPULSORY	6.00	5 SEMESTER
Total Credit				22	

Submit your course selection
Please check and verify your course selection before submission. No modification will be allowed once submitted.
In case you are not able to find your course(s), please contact the Nodal Officer of your College/Department.


Step 7: A pop-up window will appear for confirmation of selected courses. On that, click on the “OK” button.

DU

Re-Registration

Programme

Course Selection

Home /

slc.uod.ac.in says
Please check your course selection after submission no changes will be allowed.Press OK to confirm or CANCEL to check/change your course selection.

CancelOK

Update Course Selection

Enrolment Number:	DEMO	Programme	503 : Bachelor of Commerce	Session	2021-JULY	Reference Number : 200	Category : GE
-------------------	------	-----------	----------------------------	---------	-----------	------------------------	---------------

Your Course Selections

S.No	Course Code	Name of Course	Category	Credits	Term
1	12033903	SOFT SKILLS	ELECTIVE	4.00	5 SEMESTER
2	62035919	MEDIA AND COMMUNICATION SKILLS	ELECTIVE	6.00	5 SEMESTER
3	52417504	FINANCIAL REPORTING & ANALYSIS	COMPULSORY	6.00	5 SEMESTER
4	52417502	PRINCIPLES OF MARKETING (B. COM)	COMPULSORY	6.00	5 SEMESTER
Total Credit				22	

Submit your course selection

Please check and verify your course selection before submission. No modification will be allowed once submitted.

In case you are not able to find your course(s), please contact the Nodal Officer of your College/Department.

Update Course Selection

Submit course selection

After successful completion of the course selection a new window will appear with the message that “Courses submitted successfully”.

DU
DEMO

Student
Programme
Course Selection
History Course Selection

Home / Programme

Info!
Courses submitted successfully [click here](#)

503 : Bachelor of Commerce

Name	DEMO	Enrolment Number	DEMO	Organizational unit (College)	008: Bharati College
Level	BACHELOR	Program Type	DEGREE	Delivery Mode	Face to face
Examination Roll Number	DEMO				

My Courses

#	Code	Title	Term	Selection Session
1	52051122	HINDI-B	1 SEMESTER	
10	52413302	COMPUTER APPLICATIONS IN BUSINESS (PRACTICAL)	3 SEMESTER	
11	52414303	COMPANY LAW	3 SEMESTER	
12	52414304	INCOME TAX LAW AND PRACTICE	3 SEMESTER	
13	52031901	English Language Through Literature (English -A)	4 SEMESTER	
14	52413402	INVESTING IN STOCK MARKETS	4 SEMESTER	
17	52417502	PRINCIPLES OF MARKETING (B. COM)	5 SEMESTER	JULY 2021
18	62035919	MEDIA AND COMMUNICATION SKILLS	5 SEMESTER	JULY 2021
19	52417504	FINANCIAL REPORTING & ANALYSIS	5 SEMESTER	JULY 2021
20	12033903	SOFT SKILLS	5 SEMESTER	JULY 2021

***** END OF DOCUMENT*****